




Certificate of Analysis

Sample: KN20110010-003
Harvest/Lot ID: 0122003969
Batch#: 0122003969
Seed to Sale#: N/A
Batch Date: N/A
Sample Size Received: 5 gram
Total Weight/Volume: N/A
Retail Product Size: 5 gram
Ordered : 01/06/22
sampled : 01/06/22
Completed: 01/13/22 Expires: 01/13/23
Sampling Method: SOP Client Method


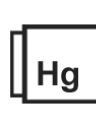







Jan 13, 2022 | ZAAK LLC
7901 4th St N STE 300,
St. Petersburg, FL, 33702

PASSED
Page 1 of 1


PRODUCT IMAGE




SAFETY RESULTS

 Pesticides NOT TESTED	 Heavy Metals NOT TESTED	 Microbials NOT TESTED	 Mycotoxins NOT TESTED	 Residuals Solvents NOT TESTED	 Filtration NOT TESTED	 Water Activity NOT TESTED	 Moisture NOT TESTED	 Terpenes NOT TESTED
---	---	---	---	---	--	---	---	---


CANNABINOID RESULTS



Total THC
ND



Total CBD
ND



Total Cannabinoids
0.24%

	CBDV	CBDA	CBGA	CBG	CBD	THCV	CBN	EXO-THC	D9-THC	DB-THC	D10-THC	CBC	THCA	D8-THCO	D9-THCO
%	ND	ND	ND	ND	ND	ND	<0.01	ND	<0.01	0.24	ND	ND	ND	ND	ND
mg/g	ND	ND	ND	ND	ND	ND	<0.1	ND	<0.1	2.4	ND	ND	ND	ND	ND
LOD	0.001	0.001	0.001	0.001	0.001	0.001	0.001	0.002	0.001	0.001	0.001	0.001	0.001	0.002	0.002
	%	%	%	%	%	%	%	%	%	%	%	%	%	%	%

Cannabinoid Profile Test

Analyzed by: 113	Weight: 0.2144g	Extraction date: 01/11/22 01:01:58	Extracted By: 113
Analysis Method - Expanded Measurement of Uncertainty: Flower Matrix d9-THC: 12.7%, THCA: 9.5%, TOTAL THC 11.1%. These uncertainties represent an expanded uncertainty expressed at approximately the 95% confidence level using a coverage factor k=2 for a normal distribution.			
Analytical Batch - KN001794POT Instrument Used: HPLC E-SHI-008	Running On:	Reviewed On - 01/12/22 08:35:16	Batch Date: 01/11/22 09:35:07
Reagent: 081321.R04 010622.R09 122121.R02	Dilution: 40	Consums. ID: 94789291.217 0030220	

Full spectrum cannabinoid analysis utilizing High Performance Liquid Chromatography with UV detection (HPLC-UV). (Method: SOP.T.30.050 for sample prep and Shimadzu High Sensitivity Method SOP.T.40.020 for analysis).
*Based on FL action limits.